

RECOMMENDED SERVICE BULLETIN

RSB 40-082/1
RSB D4-102/1
RSB F4-035/1
RSB 40NG-041/1

I TECHNICAL DETAILS

I.1 Category

Recommended.

I.2 Airplanes affected

Type: DA 40, DA 40 D, DA 40 F, DA 40 NG

Serial numbers: all airplanes with more than 1000 flight hours

DA 40 NG airplanes with OÄM 40-379 or OSB 40NG-035 installed are not affected.

I.3 Date of effectivity

24-Jul-2015

I.4 Time of Compliance

Within 200 flight hours from the date of effectivity or within 1 year, whichever is reached first.

I.5 Subject

Inspection of NLG elastomer pack center tube

ATA-Code: 32-20

I.6 Reason

There have been cases of undetected wear of the NLG elastomer pack center tube of which one led to failure of the NLG damper. Diamond Aircraft has issued AMM-TR-MÄM 40-808 with updated maintenance instructions in order to assure identification of this wear in due time. An inspection of the NLG elastomer pack center tube is highly recommended to avoid that wear of the center tube remains undetected.

I.7 Concurrent Documents

None.

I.8 Approval

The technical information or instructions contained in this document relate to the Design Change Advisory No. MÄM 40-808 which has been approved under the authority of EASA Design Organization Approval ref. EASA.21J.052.

The technical content of this document has been approved under the authority of DOA ref. EASA.21J.052.

I.9 Accomplishments / Instructions

Comply with WI-RSB 40-082, WI-RSB D4-102, WI-RSB F4-035 or WI-RSB 40NG-041, latest effective issues.

I.10 Mass (Weight) and CG

No change.

II PLANNING INFORMATION

II.1 Material and Availability

See WI-RSB 40-082, WI-RSB D4-102, WI-RSB F4-035 or WI-RSB 40NG-041, latest effective issues.

II.2 Special Tools

None.

II.3 Labour Effort

Approx. 2 hours.

II.4 Credit

None.

II.5 Reference Documents

DA 40 Series Airplane Maintenance Manual, Doc. No. 6.02.01, latest effective issue.

DA 40 NG Airplane Maintenance Manual, Doc. No. 6.02.15, latest effective issue.

III REMARKS

1. All work must be done by a certified aircraft service station or a certified aircraft maintenance mechanic.
2. All work, particular those that are not especially described in this Service Bulletin, must be done in accordance with the referenced Maintenance Manual.
3. Completion of all work must be recorded in the log book.
4. In case of doubt contact Diamond Aircraft Industries GmbH.



Diamond Aircraft Industries GmbH
N. A. Otto-Straße 5
2700 Wiener Neustadt, Austria

DAI RSB 40-082/1
DAI RSB D4-102/1
DAI RSB F4-035/1
DAI RSB 40NG-041/1
Page 3 of 3
16-Dez-2015

EXECUTION REPORT TO SERVICE BULLETIN

RSB 40-082/1
RSB D4-102/1
RSB F4-035/1
RSB 40NG-041/1

AIRPLANE DATA

Airplane Serial Number _____

Airplane Registration _____

Airplane Operator _____

Hours of operation of airplane _____

No. of landings _____

Hours of operation-engine _____

Typical operation of airplane private, club, training, other _____

Date, Name, Sign

Please fax the completed form to Fax No. +43-2622-26700-1369 or e-mail to
airworthiness@diamond-air.at

WORK INSTRUCTION

WI-RSB 40-082

WI-RSB D4-102

WI-RSB F4-035

WI-RSB 40NG-041

I GENERAL INFORMATION

I.1 Subject

Inspection of the NLG elastomer pack center tube.

I.2 Reference Documents

DA 40 Series Airplane Maintenance Manual, Doc. No. 6.02.01, latest effective issue.

DA 40 NG Airplane Maintenance Manual, Doc. No. 6.02.15, latest effective issue.

I.3 Remarks

- a) All work must be done by a certified aircraft service station or a certified aircraft maintenance mechanic.
- b) All work, in particular if not described in this work instruction, must be done in accordance with the referenced maintenance manual.
- c) For conversion factors between SI units and US/Imperial units refer to AMM Chapter 02.
- d) In case of doubt, contact Diamond Aircraft Industries GmbH.

II DRAWINGS, SPECIAL TOOLS & MATERIALS

II.1 Drawings

None.

II.2 Special Tools

None.

II.3 Material


Quantity	Part Number	Description
1	D41-3223-21-00	center tube assembly for DA 40
1	D4D-3223-21-00	center tube assembly for DA 40 D
1	D44-3223-21-00	center tube assembly for DA 40 NG with OÄM 40-307 installed
1	D44-3223-21-00_1	center tube assembly for DA 40 NG with MÄM 40-631 installed
1	D44-3223-21-00X01	center tube assembly for DA 40 NG with OÄM 40-334 installed
1	DIN 985-M12-A2	adjusting nut
a. r.	Molycote DX paste	

Material is available from Diamond Aircraft Industries.

III INSTRUCTIONS

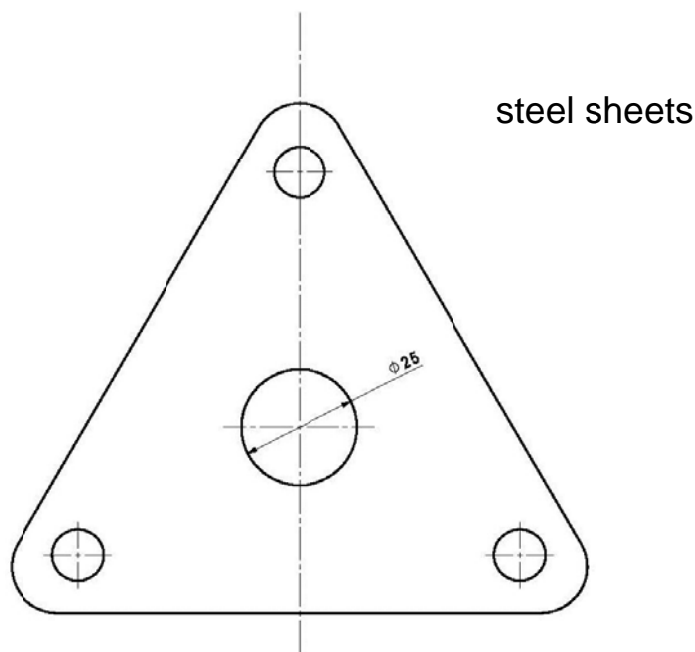
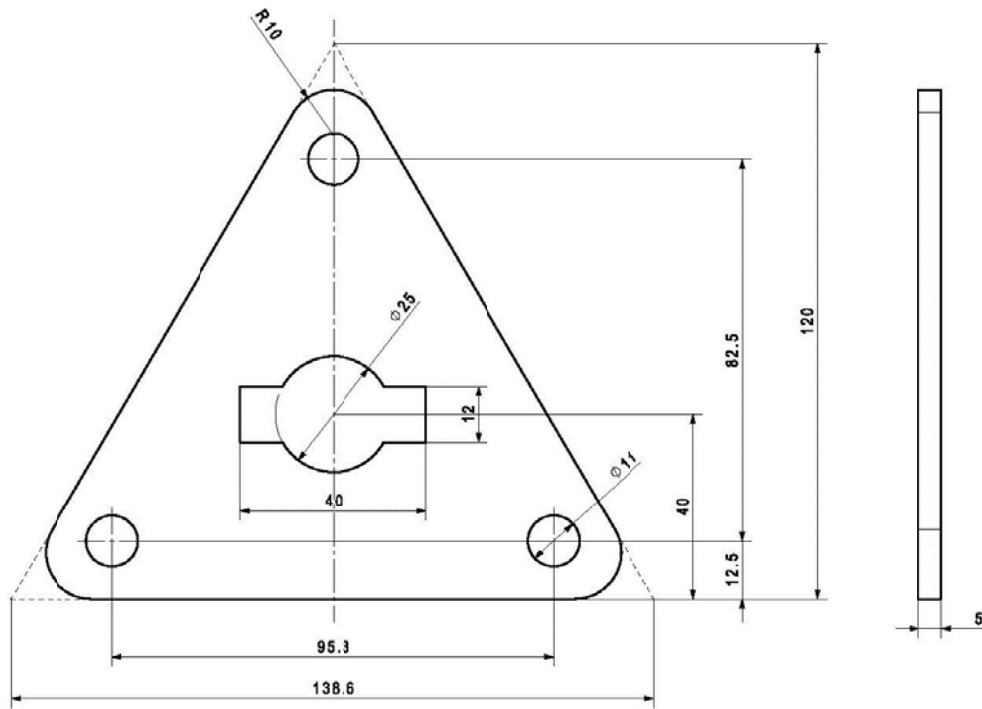
1	Make sure that AMM-TR-MÄM-40-808 is inserted into the AMM or an AMM revision is used into which AMM-TR-MÄM-40-808 has been incorporated.
2	Examine the NLG elastomer pack center tube in accordance with AMM, Section 32-20.
3	If the center tube shows signs of deformation, replace center tube in accordance with AMM, section 32-20.
4	If the center tube shows signs of wear, measure the depth of worn area. Refer to picture 1.
5	If depth of wear exceeds 0.8 mm, replace center tube in accordance with AMM, Section 32-20. Note: If depth of wear does not exceed 1 mm, a <u>one-time</u> prolongation of the flight operation for further 200 flight hours is granted prior to replacement of the center tube.
6	Check all altered, replaced, repaired parts for proper function.
7	Test all systems in working area for function.
8	Make all necessary entries in the airplane and engine logs.

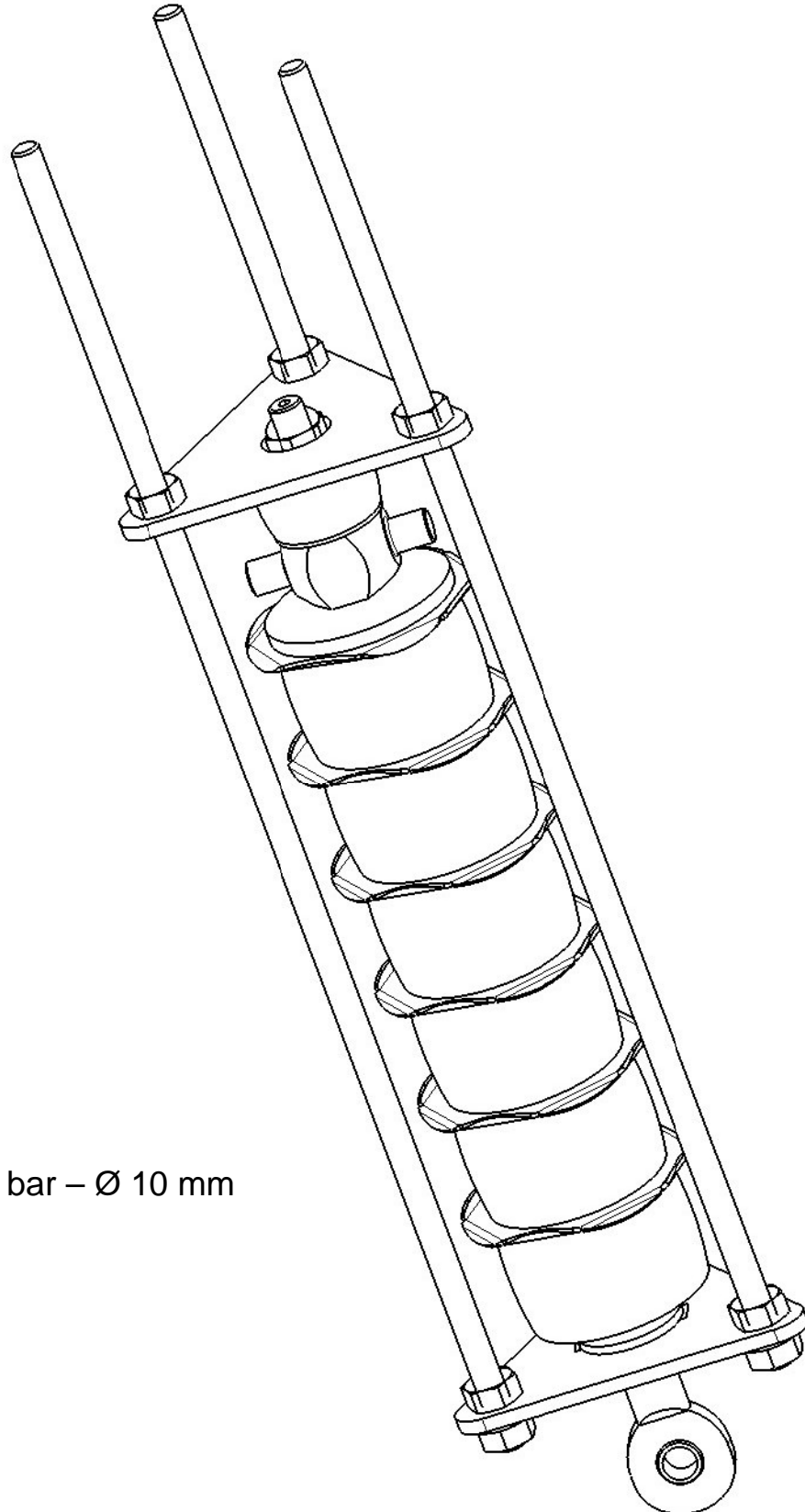
Note: Appendix A provides sketches for building a tensioning tool for easier assembly of the NLG damper.



picture 1

IV APPENDIX A





threaded bar – Ø 10 mm